Multiple District M

As of October 2026 Cumulative

Year	New Clubs	Dropped Clubs	Gain/ Loss Clubs	New Members	Charter Members	Reinstate Members	Transfer Members	Total Member Added	Total Members Dropped	Gain/ Loss Members
2022-2023	3	39	-36	156	140	81	13	390	1,319	-929
2023-2024	6	5	1	389	169	53	13	624	455	169
2024-2025	16	4	12	488	420	15	19	942	529	413
2025-2026	7	5	2	398	166	9	7	580	554	26
2026-2027	0	0	0	233	1	21	7	262	118	144
Average	**6**	**11**	**-4**	**333**	**179**	**36**	**12**	**560**	**595**	**-35**

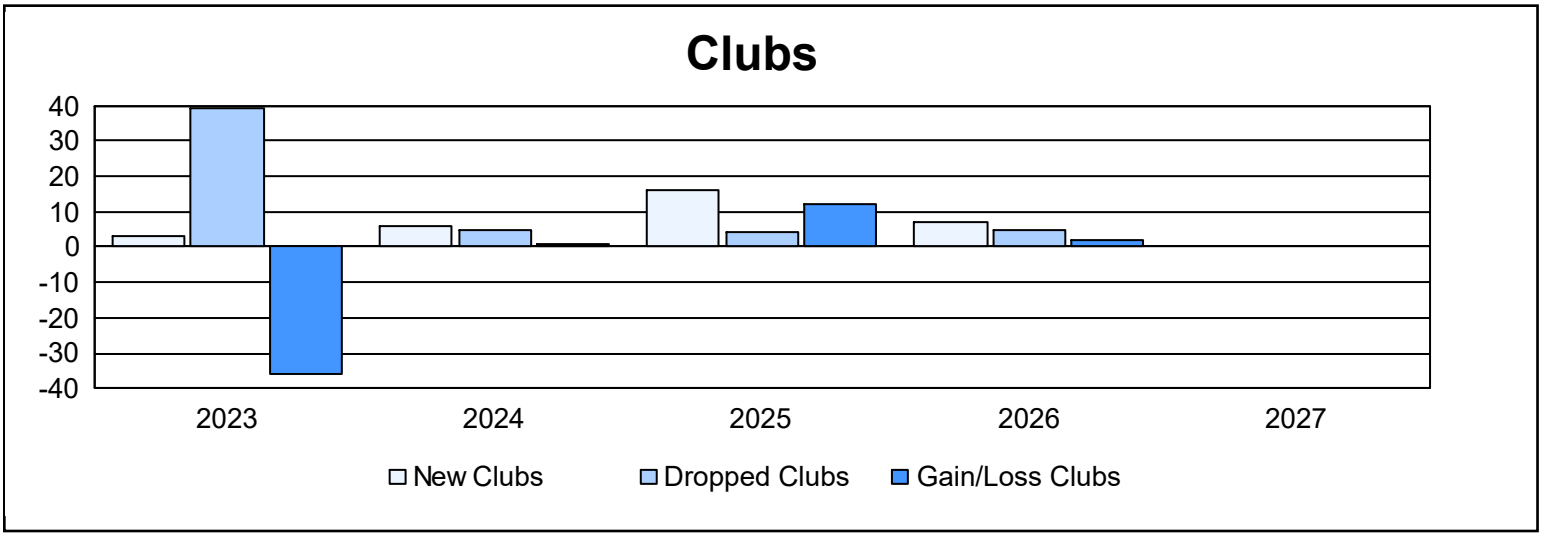

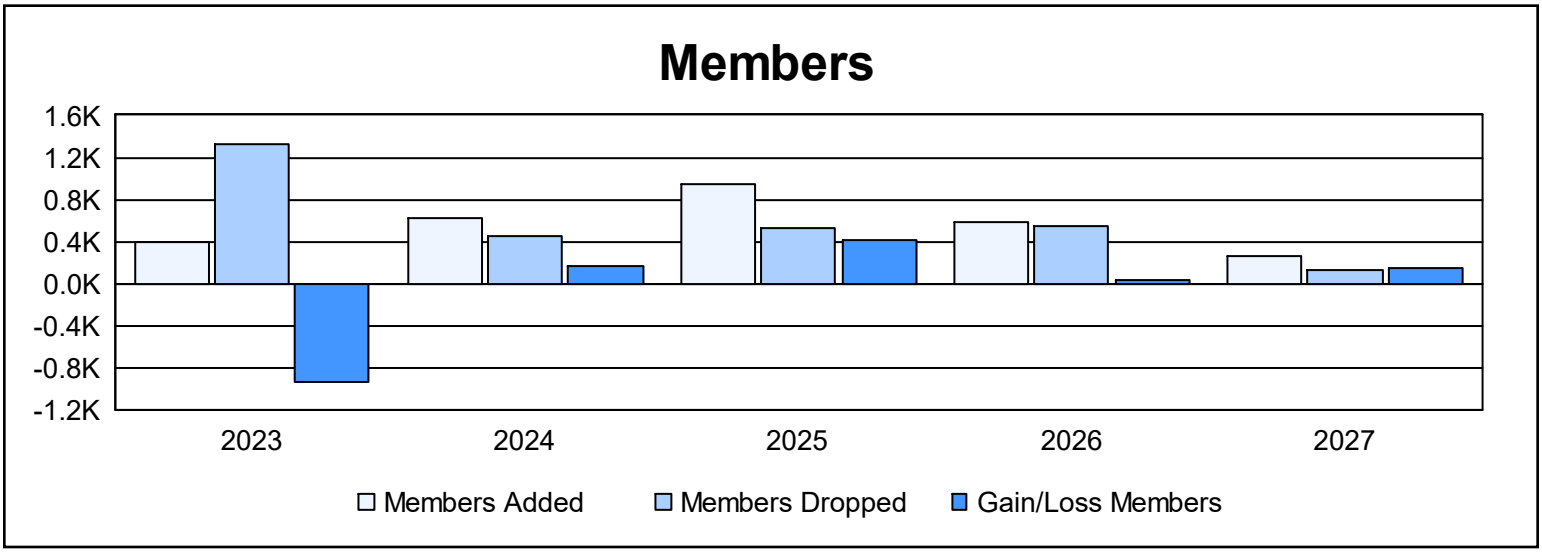

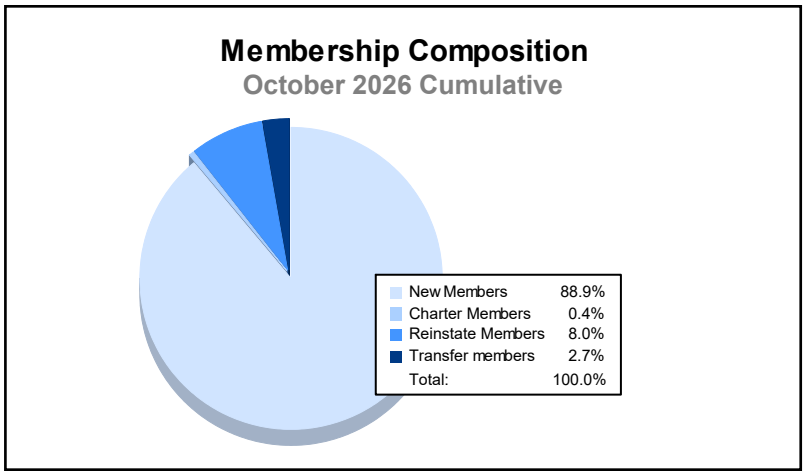
Membership Composition
October 2026 Cumulative
New Members 88.9%
Charter Members 0.4%
Reinstate Members 8.0%
Transfer members 2.7%
Total: 100.0%

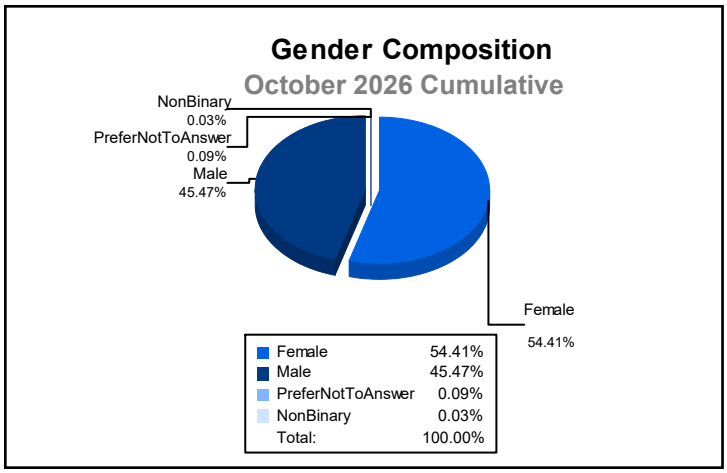
Gender Composition
October 2026 Cumulative
NonBinary
0.03%
PreferNotToAnswer
0.09%
Male
45.47%
Female
54.41%
Female 54.41%
Male 45.47%
PreferNotToAnswer 0.09%
NonBinary 0.03%
Total: 100.00%